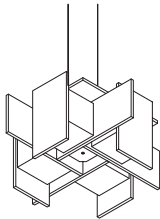
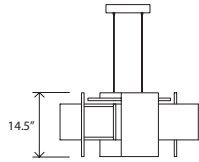
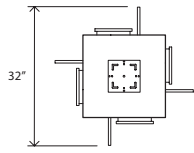


Muto
large pendant



Dimensions - 32" X 32" X 14.5" H

Walnut, polymer, aluminum

Product weight - 17 lbs

72" cable standard (can be shortened in field)

Energy efficient LED light source

Light output - 2110 lumens

[Ambient glowing cubes - 860, Down light - 1250]

Light color - 2700° K (warm)

Color accuracy - 90+ CRI

LED power consumption - 25 Watts

Dimmable (use ELV or TRIAC dimmer)

Wood grain will vary

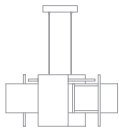
MATERIAL & FINISH OPTIONS

Muto part # 06-140-

Wood body:
oiled walnut
dark stained walnut



Alternate input voltages available
Suitable for sloped ceiling



The way the walnut planes in the Muto both block and bounce light makes for a very dynamic composition of light and shadow, from any vantage point. While the pinwheel form with its repeating elements is symmetric, it appears very sculptural from any one view. The modern floating ideal is realized in the Muto. By holding each walnut element away from its neighbor, so each plane floats, the whole fixture feels weightless as if it were floating itself.

Nick Sheridan
Designer

WE DO CUSTOM WORK

We can accommodate your custom needs. Whether it is modifying an existing product, or creating something completely new, we look forward to hearing your ideas.



Muto
large pendant

Package Count: 1
Package Size: 36" x 36" x 27"
Package Weight: 70 lbs

Assembly Requirements: Hardwire installation; Use of a professional electrician recommended